






SE2428 Tabletop Fire Pit



PARTS LIST



Fire Pit Base
(A)



Fuel Tin and Fiberglass Pad*
(B)



Snuffer
(C)



Fuel Funnel
(D)

*A white Fiberglass Pad should arrive already inside the Fuel Tin.

READ BEFORE USING

IMPORTANT SAFETY MEASURES

- **WARNING:** Only use Liquid Bio-Ethanol or 91% Isopropyl Alcohol to avoid a flash fire. Liquid Bio-Ethanol Fuel is **STRONGLY** recommended for use with this fire pit. 91% Isopropyl Alcohol (rubbing alcohol) is acceptable, however, this may cause odors/fumes, residue, and/or soot.
- Always use included Fuel Funnel (D) to add fuel to fire pit. Be sure to distribute fuel evenly. Clean spilled fuel immediately.
- Do not add fuel above the "MAX FILL" line on the inside of the Fuel Tin (B).
- Never add fuel while the fire pit is lit or still hot. Wait at least 15 minutes after the flame has been extinguished before adding fuel to the fuel tin.
- Allow the fuel tin to fully burn out. If you need to extinguish the flame, use Snuffer (C). Do not to blow it out or use water.
- Do not touch or move any part of the fire pit while lit or still hot. The base of the fire pit will get hot to the touch.
- Never leave a lit fire pit unattended.
- Keep out of reach of children and pets.
- Keep all flammable materials such as curtains and other decor at least 4 feet away from the fire pit.
- Use in a well ventilated area greater than 80 sq. feet on a stable and level heat resistant surface.
- Remove all packing materials, cardboard, foam, plastic film etc. before use.
- The flame will burn low at first and may be blue and difficult to see. Allow 15 minutes for flame to achieve full size.
- If the flame fully extinguishes before 15 minutes has passed, use the snuffer to ensure it has been fully extinguished, wait until the tin has cooled, refill with fuel, and then re-ignite the pad.
- Do not make modifications to the fire pit.
- As with all open flames, keep a fire extinguisher nearby.

MAINTENANCE & CARE

- Clean the fire pit regularly. Only use a soft wet lint-free cloth to clean the surface of the fire pit.
- The Fiberglass Pad (B) will appear burnt with soot after use. This is normal. Do not clean the fiberglass pad
- Never use any chemicals or cleaning solutions to clean the fire pit.
- Leave snuffer over fuel cup when not in use to prevent fuel from evaporating.

BURN TIMES

Estimated burn times based on cups of fuel:

- 1 Cup = 60 – 75 Minutes
- 1.5 Cups = 90 – 105 Minutes
- 2 Cups = 120 – 135 Minutes
- 2.5 Cups = 165 – 180 Minutes